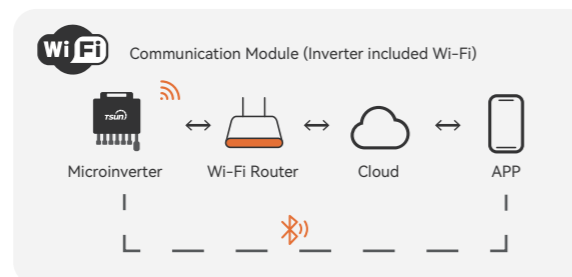
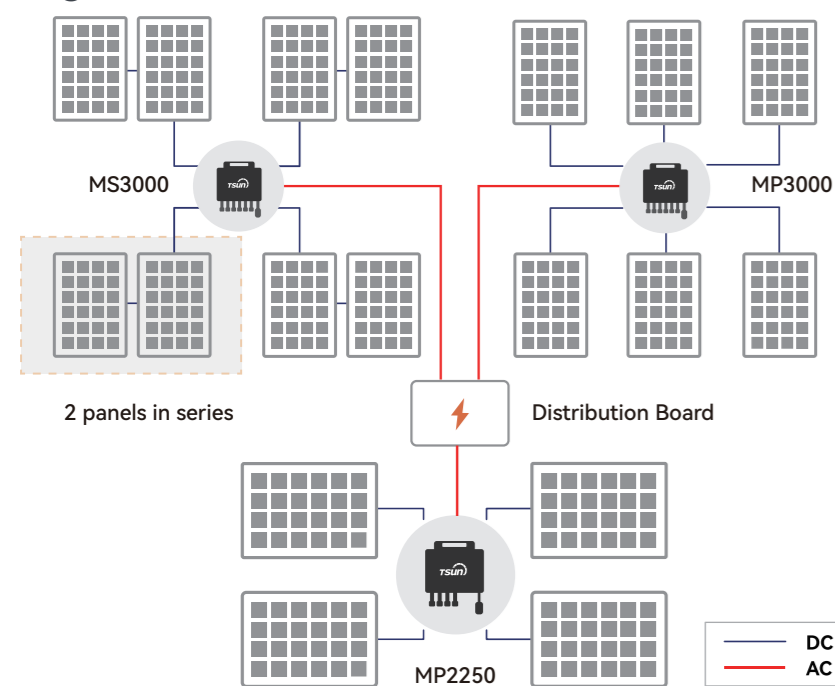


TITAN Technical Data

Model	TSOL-MP2250	TSOL-MP3000	TSOL-MS3000
Input(DC)			
Quantity of Input	4 inputs, 4 Panels	6 inputs, 5~6 Panels	4 inputs, 7~8 Panels
Recommended Module Power [W]	480~700+	480~700+	380~600+
Start up Voltage per Input@Rated condition [V]	22	22	24
Mppt Voltage Range per Input [V]	18~60	18~60	22~120
Max. Input Voltage per Input [V]	60	60	120
Max. Short-circuit Current per Input(A)	20	20	16
Max. Input Current per Input [A]	18.5	18.5	15
Quantity of MPPT	4	6	4
Output [AC]			
Max. Continuous Output Power [VA]	2250	3000	3000
Nominal Continuous Output Power [W]	2250	3000	3000
Nominal Output Current [A]	10.2	13.6	13.6
Max Output Current [A]	11	14	14
Nominal Output Voltage [V]	220/230/240, L/N/PE		
Nominal Frequency [Hz]	50/60		
Power Factor	>0.99 default, 0.8 leading ... 0.8 lagging		
Output Current Harmonic Distortion	<3%		
Efficiency			
Peak Inverter Efficiency	97.0%	97.1%	97.2%
CEC Weighted Efficiency	96.5%	96.6%	96.7%
Nominal MPPT Efficiency	99.9%	99.9%	99.9%
Mechanical Data			
Dimensions (WxHxD) [mm]		354 * 294 * 60	
Weight [kg]	6.4	6.8	6.8
General Data			
Display	LED indicators;TSUN APP+WEB	Protection	
Communication	built-in WiFi module / 4G module (Optional)	Anti-Islanding protection	Integrated
Type of Isolation	Transformerless	Insulation monitoring	Integrated
Type of Enclosure	IP67	AC surge protection	TYPE II
Cooling	Natural convection	Residual current monitoring	Integrated
Operating Ambient Temperature Range	-25 ~ +65 °C (derating of over 50°C Ambient Temperature)	AC overcurrent protection	Integrated
Night Time Power Consumption	<1W	AC short-circuit protection	Integrated
Relative Humidity	100%	AC over/under voltage protection	Integrated
Max. Operating Altitude Without Derating [m]	2000	AC over/under frequency protection	Integrated
Standards	EN/IEC 62109-1, EN/IEC 62109-2, VDE-AR-N-4105, EN 50549-1, ABNT	Over-heat protection	Integrated

Diagram



TSUNESS Headquarters

E-mail: sales@tsun-ess.com
 Tel: +86 512 6618 6028
 Add: 2nd Floor, Building 3, No. 2266, Taiyang Road, Xiangcheng District, Suzhou, China
 Add: Building E1, No. 555, Chuangye Road, Dayun Town, Jiashan Country, Jiaxing City, Zhejiang Province, China



MORE SAFETY MORE POWER



TSUN Microinverter

TSOL-MS300 TSOL-MS350 TSOL-MS400
 TSOL-MS600 TSOL-MS700 TSOL-MS800
 TSOL-MP2250 TSOL-MP3000 TSOL-MS3000



High Efficiency

Higher output power, up to 3000W
 Higher input DC current, up to 18.5A, compatible with 182/210 solar module
 Individual power conversion, up to 6 MPPTs, fit for complicated roof installation
 Unique topology design, Max. efficiency up to 97.2%

High Safety

Low DC input voltage, no risk for DC Arc
 Comply with the requirements of rapid shutdown

High Usability

Plug & Play design, fast installation and wiring
 Integrated with TSUN independent developed communication module, no extra monitor device needed
 "One-button" networking configuration with multiple micro inverters at the same time, unique monitoring solution for microinverter

High Reliability

IP67 design, high level of dustproof and waterproof, suitable for outdoor
 Unique radiating fin design, good heat dissipation, longer life time
 Standard 12 years warranty including the communication module

CE VDE 0126 VDE 4105 EN 50549 AS4777 CEI 0-21 INMETRO RD 1699 NTS631 G 98 CQC MEA PEA

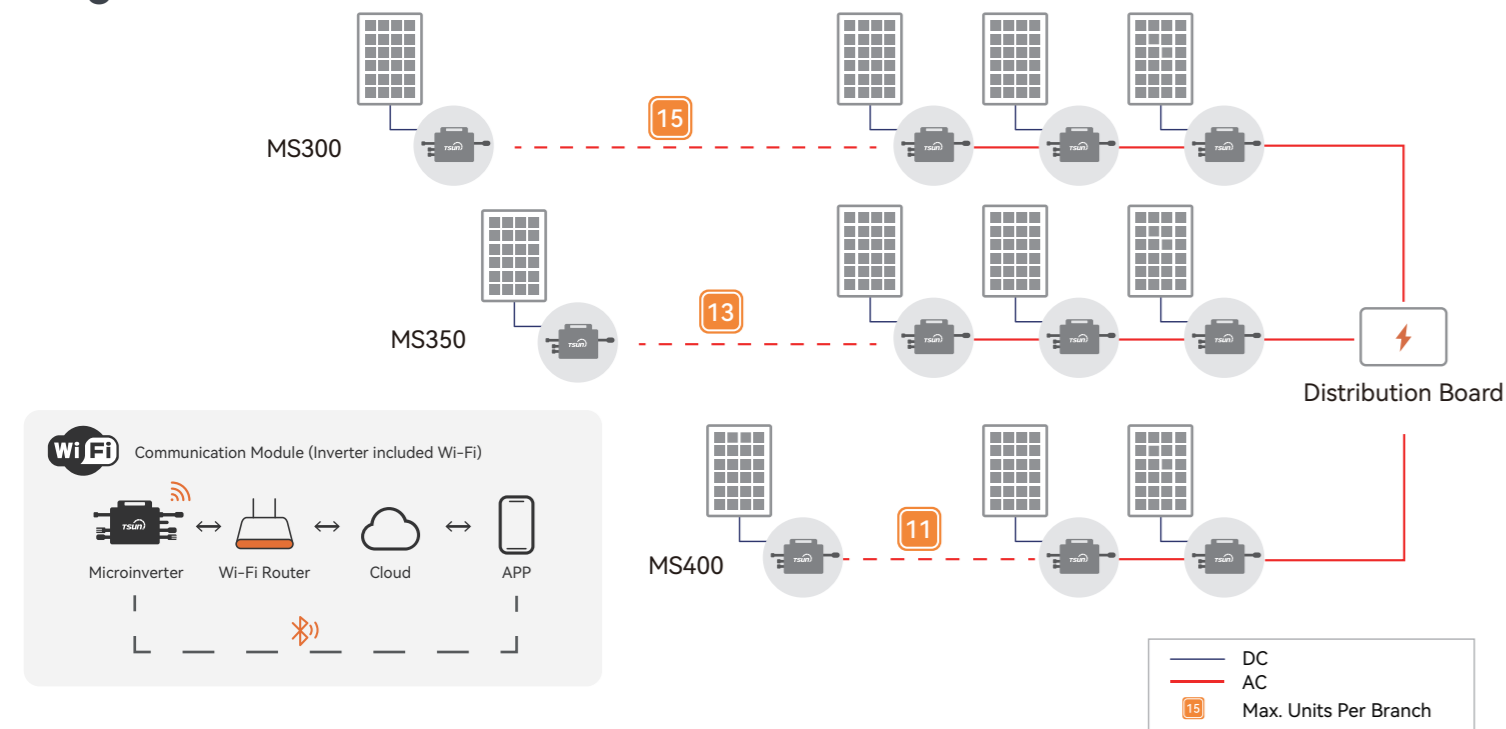
TSUNESS Co., Ltd

sales@tsun-ess.com www.tsun-ess.com +86-512-66186028

GEN 3 Technical Data

Model	TSOL-MS300	TSOL-MS350	TSOL-MS400
Input(DC)			
Recommended Module Power [W]	300-550	300-550	300-550
Start up Voltage [V]	22	22	22
MPPT Voltage Range [V]	16-60	16-60	16-60
Max. Input Voltage [V]	60	60	60
Max. Input Current [A]	12.5	13.3	14
Max. Input Short-circuit Current[A]	15	20	20
Output [AC]			
Max. Continuous Output Power [VA]	300	350	400
Nominal Continuous Output Power [W]	300	350	400
Nominal Output Current [A]	1.3	1.52	1.74
Max. Output Current [A]	1.45	1.59	2
Nominal Output Voltage [V]	220/230/240(175~270), L/N/PE		
Nominal Frequency [Hz]	50/60		
Power Factor	>0.99 default, 0.8 leading ... 0.8 lagging		
Output Current Harmonic Distortion	<3%		
Max. Units Per Branch	12	10	9
Efficiency			
Peak Inverter Efficiency	96.7%		
CEC Weighted Efficiency	96.5%		
Nominal MPPT Efficiency	99.9%		
EU Efficiency	96.3%		
Night Time Power Consumption [mW]	< 50		
Mechanical Data			
Dimensions [WxHxD mm]	164 * 225 * 30		
Weight [kg]	2,1		
Type of Enclosure	IP67		
Cooling	Natural Convection		
Environmental Data			
Operating Ambient Temperature Range [°C]	-40°C to 65°C		
Operating Internal Temperature Range [°C]	-40°C to 85°C		
Relative Humidity	0-100% Condensing		
Max. Operating Altitude Without Derating [M]	2000		
Monitor	Integrated WiFi (Optional)		

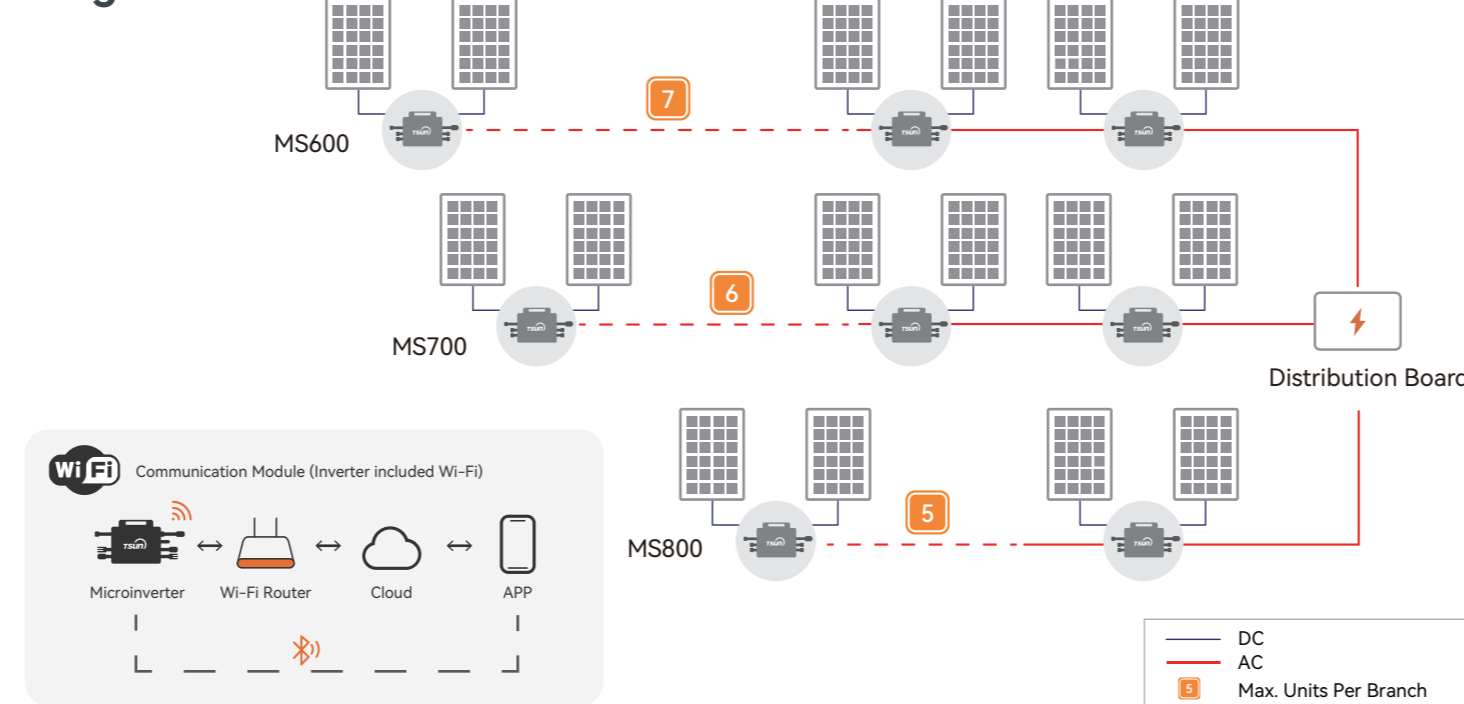
Diagram



GEN 3 Technical Data

Model	TSOL-MS600	TSOL-MS700	TSOL-MS800
Input(DC)			
Recommended Module Power [W]	300-550	300-550	300-550
Start up Voltage [V]	22	22	22
MPPT Voltage Range [V]	16-60	16-60	16-60
Max. Input Voltage [V]	60	60	60
Max. Input Current [A]	12.5	13.3	14
Max. Input Short-circuit Current[A]	15	20	20
Quantity of MPPT	2	2	2
Output [AC]			
Max. Continuous Output Power [VA]	600	700	800
Nominal Continuous Output Power [W]	600	700	800
Nominal Output Current [A]	2.61	3.04	3.48
Max. Output Current [A]	3	3.19	4
Nominal Output Voltage [V]	220/230/240(175~270), L/N/PE		
Nominal Frequency [Hz]	50/60		
Power Factor	>0.99 default, 0.8 leading ... 0.8 lagging		
Output Current Harmonic Distortion	<3%		
Max. Units Per Branch	6	5	4
Efficiency			
Peak Inverter Efficiency	96.7%		
CEC Weighted Efficiency	96.5%		
Nominal MPPT Efficiency	99.9%		
EU Efficiency	96.3%		
Night Time Power Consumption [mW]	< 50		
Mechanical Data			
Dimensions [WxHxD mm]	250 * 223 * 30		
Weight [kg]	3,1		
Type of Enclosure	IP67		
Cooling	Natural Convection		
Environmental Data			
Operating Ambient Temperature Range [°C]	-40°C to 65°C		
Operating Internal Temperature Range [°C]	-40°C to 85°C		
Relative Humidity	0-100% Condensing		
Max. Operating Altitude Without Derating [M]	2000		
Monitor	Integrated WiFi (Optional)		

Diagram



GEN 3 Plus Technical Data

Model	TSOL-MS1600	TSOL-MS1800	TSOL-MS2000
Input(DC)			
Recommended Module Power [W]	300-700+	300-700+	300-700+
Start up Voltage [V]	22	22	22
MPPT Voltage Range [V]	16-60	16-60	16-60
Max. Input Voltage [V]	60	60	60
Max. Input Current [A]	16	16	16
Max. Input Short-circuit Current[A]	25	25	25
Quantity of MPPT	4	4	4
Output [AC]			
Max. Continuous Output Power [VA]	1600	1800	2000
Nominal Continuous Output Power [W]	1600	1800	2000
Nominal Output Current [A]	7	7.8	8.7
Max. Output Current [A]	8	9	10
Nominal Output Voltage [V]	220/230/240, L/N/PE		
Nominal Frequency [Hz]	50/60		
Power Factor	>0.99 default, 0.8 leading ... 0.8 lagging		
Output Current Harmonic Distortion	<3%		
Max. Units Per Branch	3	2	2
Efficiency			
Peak Inverter Efficiency	96.7%		
CEC Weighted Efficiency	96.5%		
Nominal MPPT Efficiency	99.9%		
EU Efficiency	96.3%		
Night Time Power Consumption [mW]	< 50		
Mechanical Data			
Dimensions [WxHxD mm]	331 * 218 * 40		
Weight [kg]	5,5		
Type of Enclosure	IP67		
Cooling	Natural Convection		
Environmental Data			
Operating Ambient Temperature Range [°C]	-40°C to 65°C		
Operating Internal Temperature Range [°C]	-40°C to 85°C		
Relative Humidity	0-100% Condensing		
Max. Operating Altitude Without Derating [M]	2000		
Monitor	Integrated WiFi		

Diagram

